



## **Policy and Resources Committee APPENDIX PACK**

**Date:** THURSDAY, 18 SEPTEMBER 2025  
**Time:** 1.45 pm  
**Venue:** COMMITTEE ROOMS, 2ND FLOOR, WEST WING, GUILDHALL

**8. FAITH IN THE CITY**

Report of the Chief Strategy Officer.

**For Decision**  
(Pages 3 - 34)

**17. ADVERTISING INCOME**

Joint Report of the Chamberlain and the Executive Director, Environment.

**For Decision**  
(Pages 35 - 108)

**19. PERMISSION TO LET FORMER LOUGHTON GOLF COURSE, CLAYS LANE,  
EPPING**

Joint Report of the City Surveyor and the Executive Director, Environment.

**For Decision**  
(Pages 109 - 190)

This page is intentionally left blank



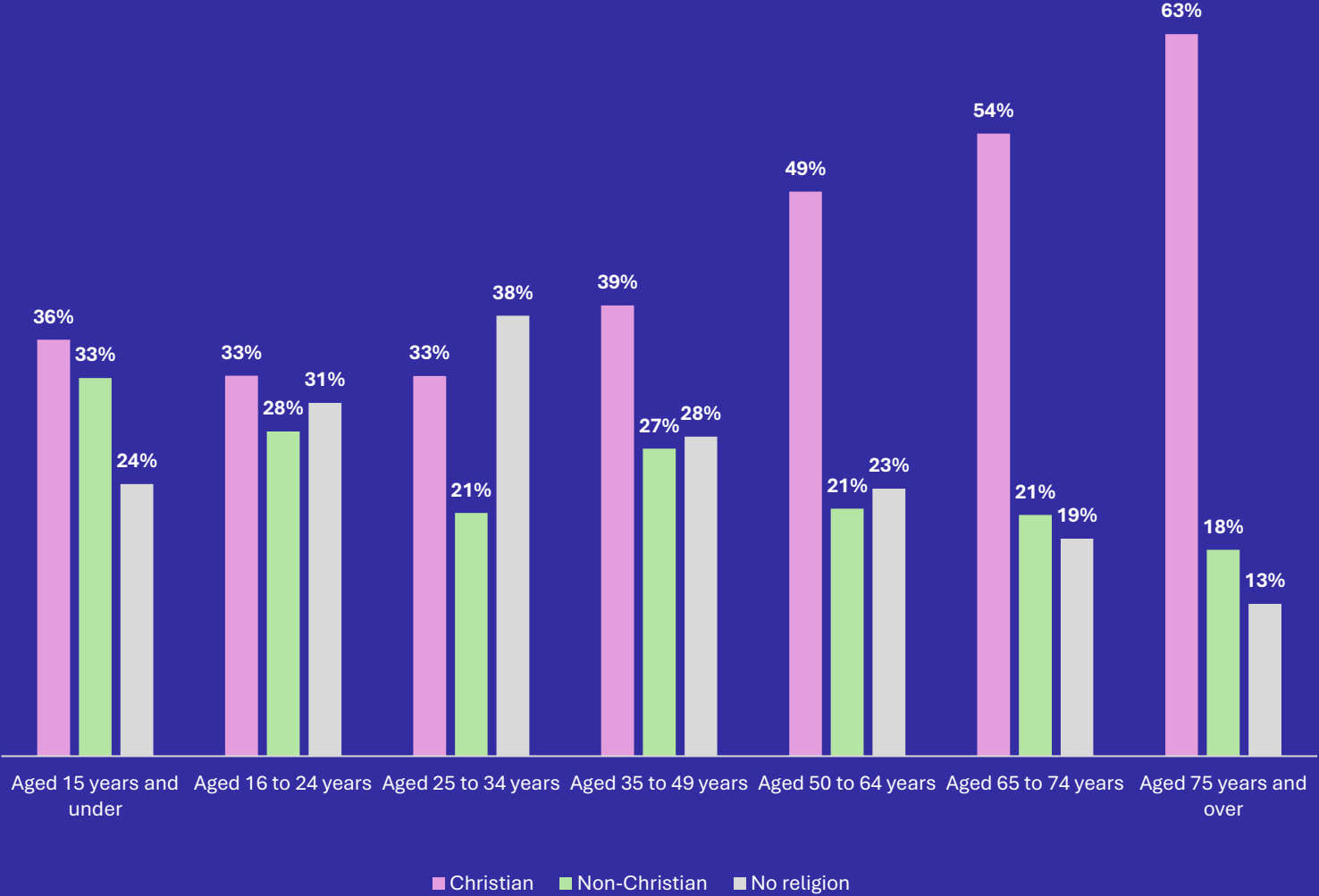
Supported by



# Future of London is multi-faith

2021 Census: religion by age group in Greater London

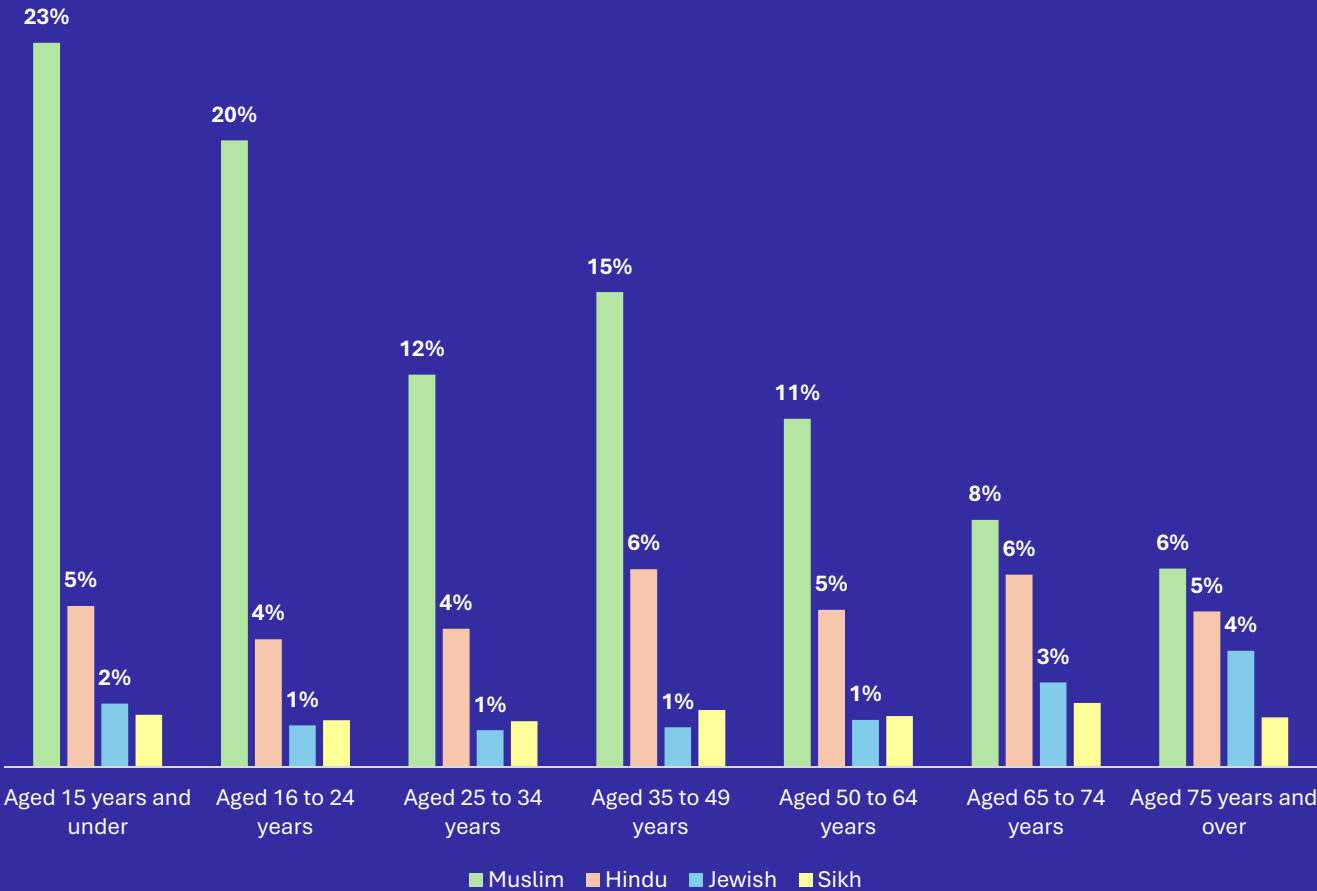
Page 4



# Growth of Islam in London

2021 Census: religion by age group in Greater London

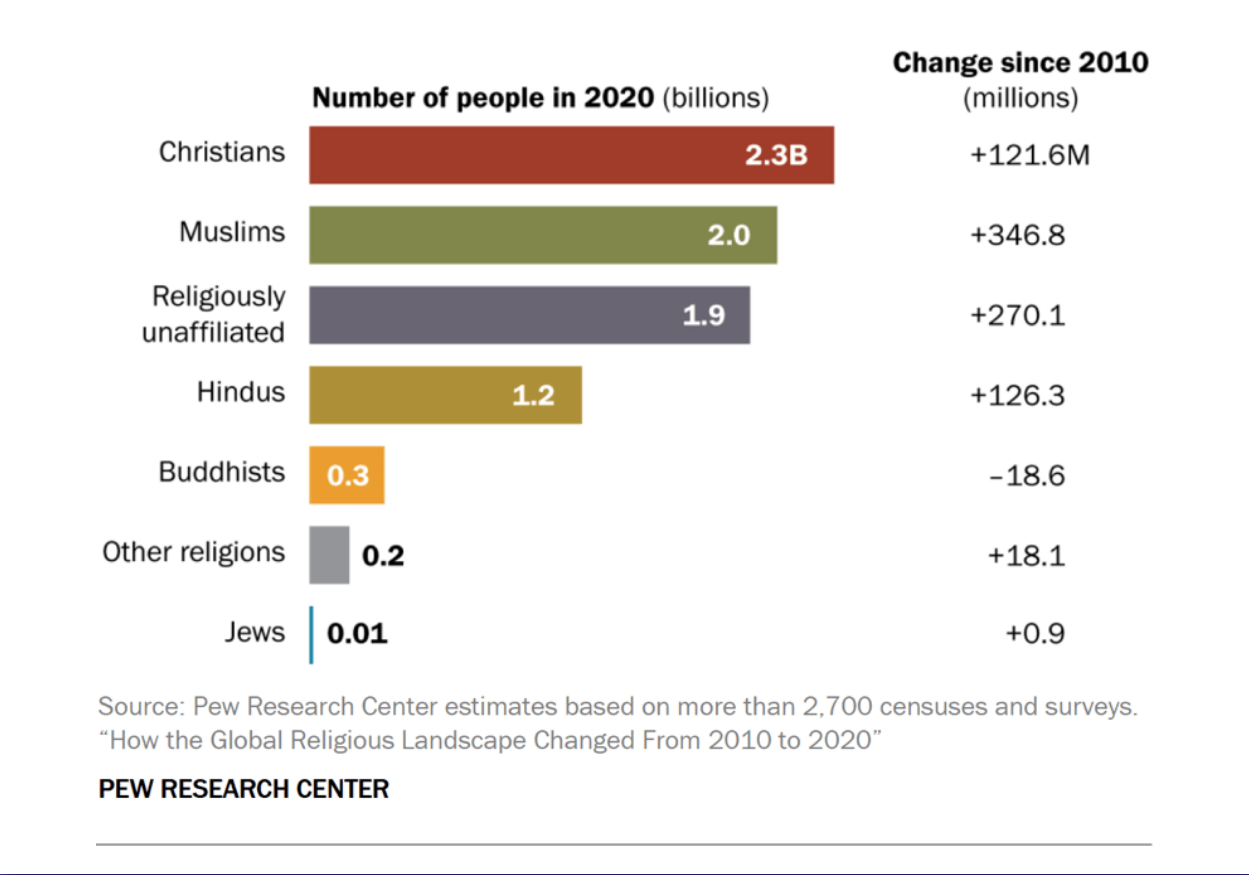
Page 5



# Mirrors global trends

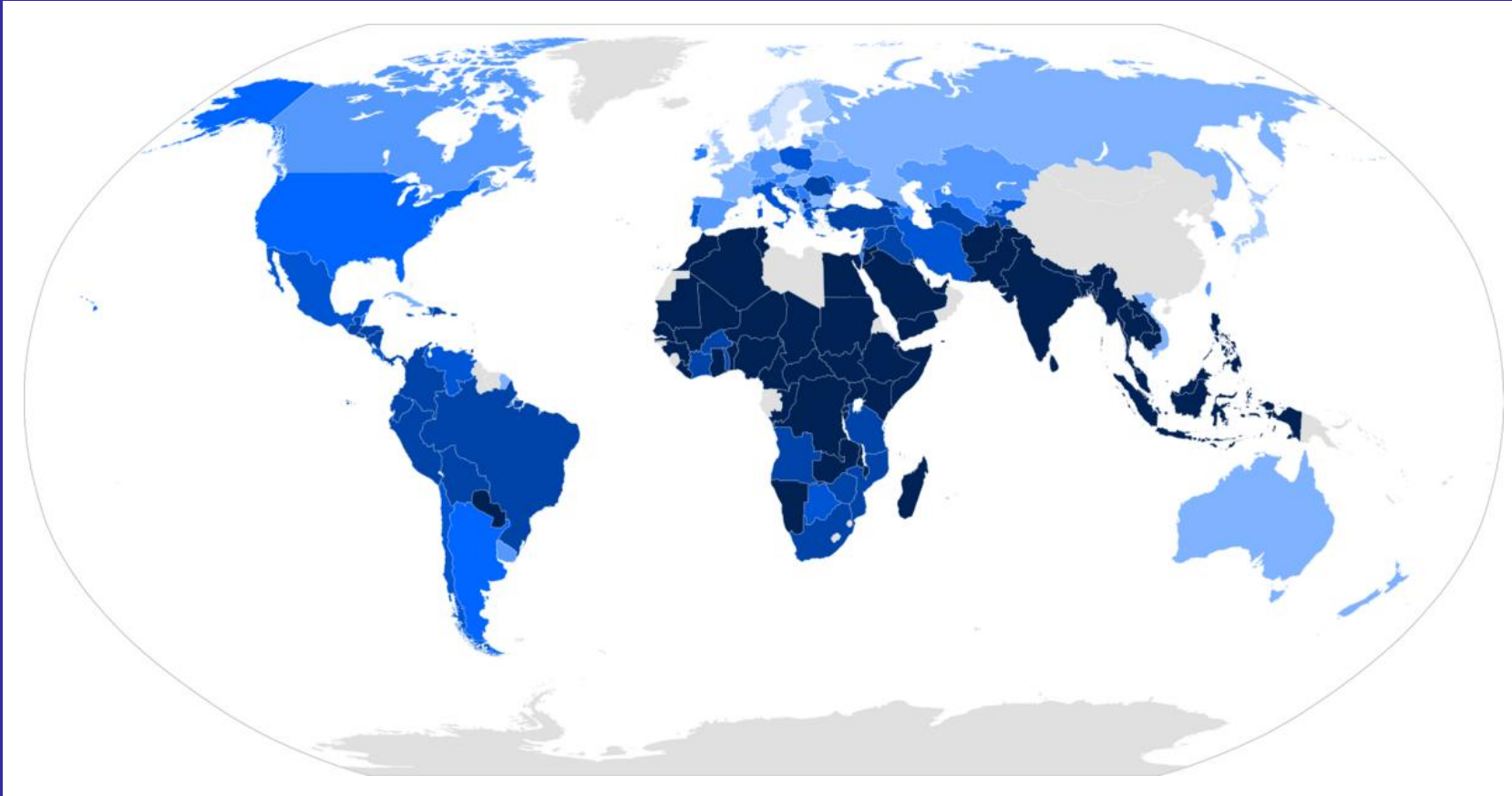
Pew Research Centre, 2010-2020

Page 6



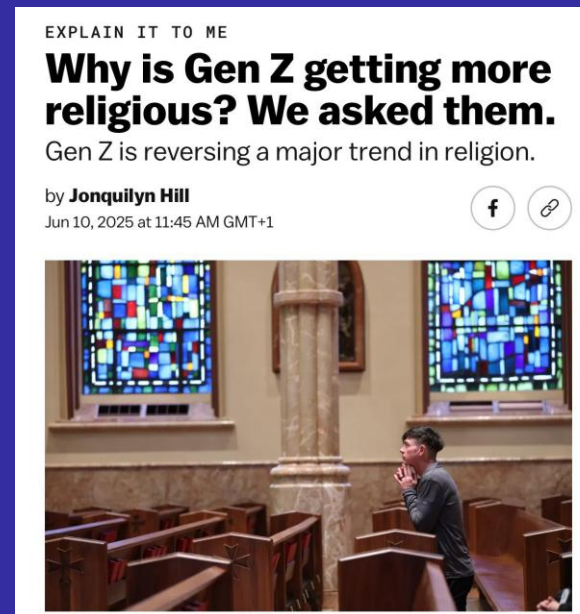
# A Global City is a Faith City

Importance of Religion, Gallup



# A post-pandemic faith awakening?

Page 8

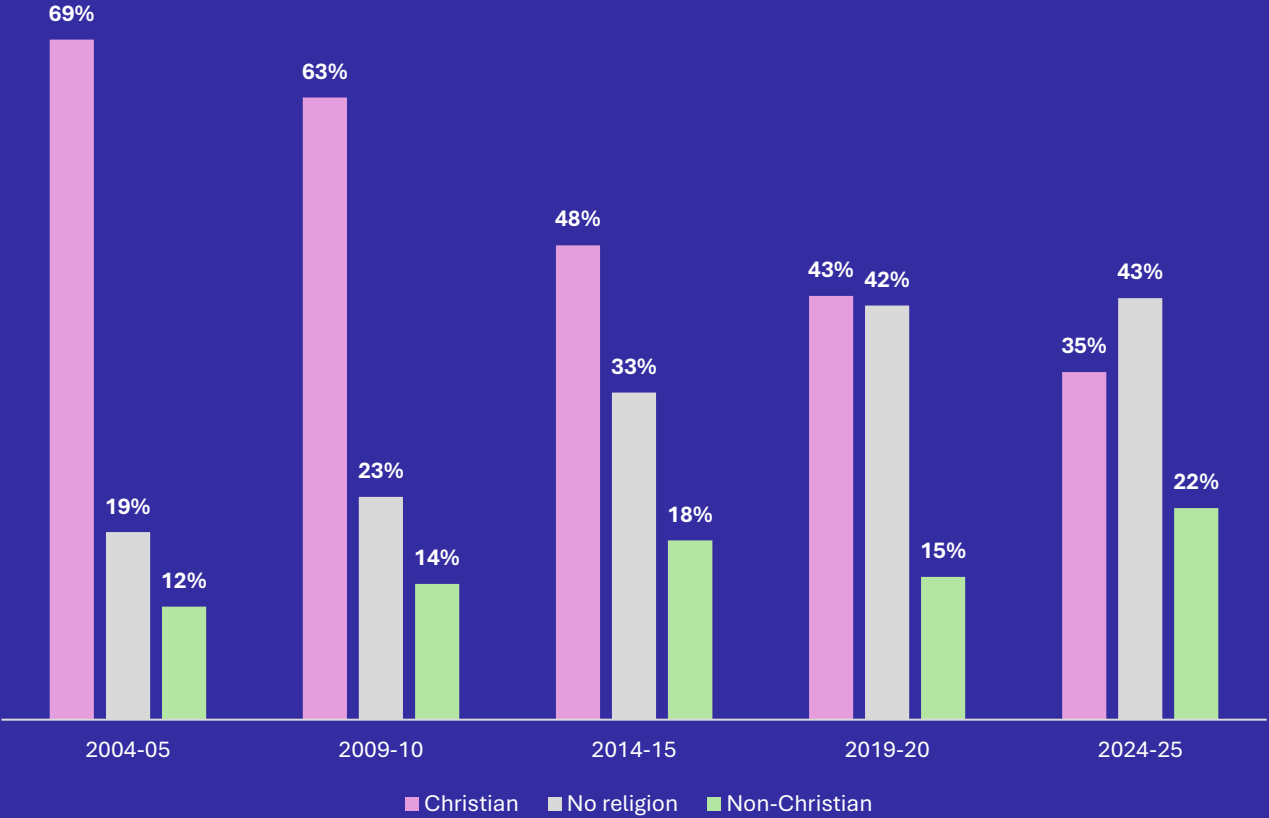




# Reflected in makeup of City workforce

Annual Population Survey: Workers in City of London 2004-25

Page 9



**A landmark research and engagement programme to understand the faith and belief needs of the Square Mile and put forward ideas for the future.**

# **Our vision:**

**To make the City of London the most faith friendly and religiously literate business community in the world, enabling it to attract and retain the very best global talent.**



# Co-Convenors



**Sughra Ahmed**

Fmr Associate Dean of Religious Life  
Stanford University



**Rabbi Alex Goldberg**

Dean of Religious Life  
University of Surrey

Rabbi of Guildford



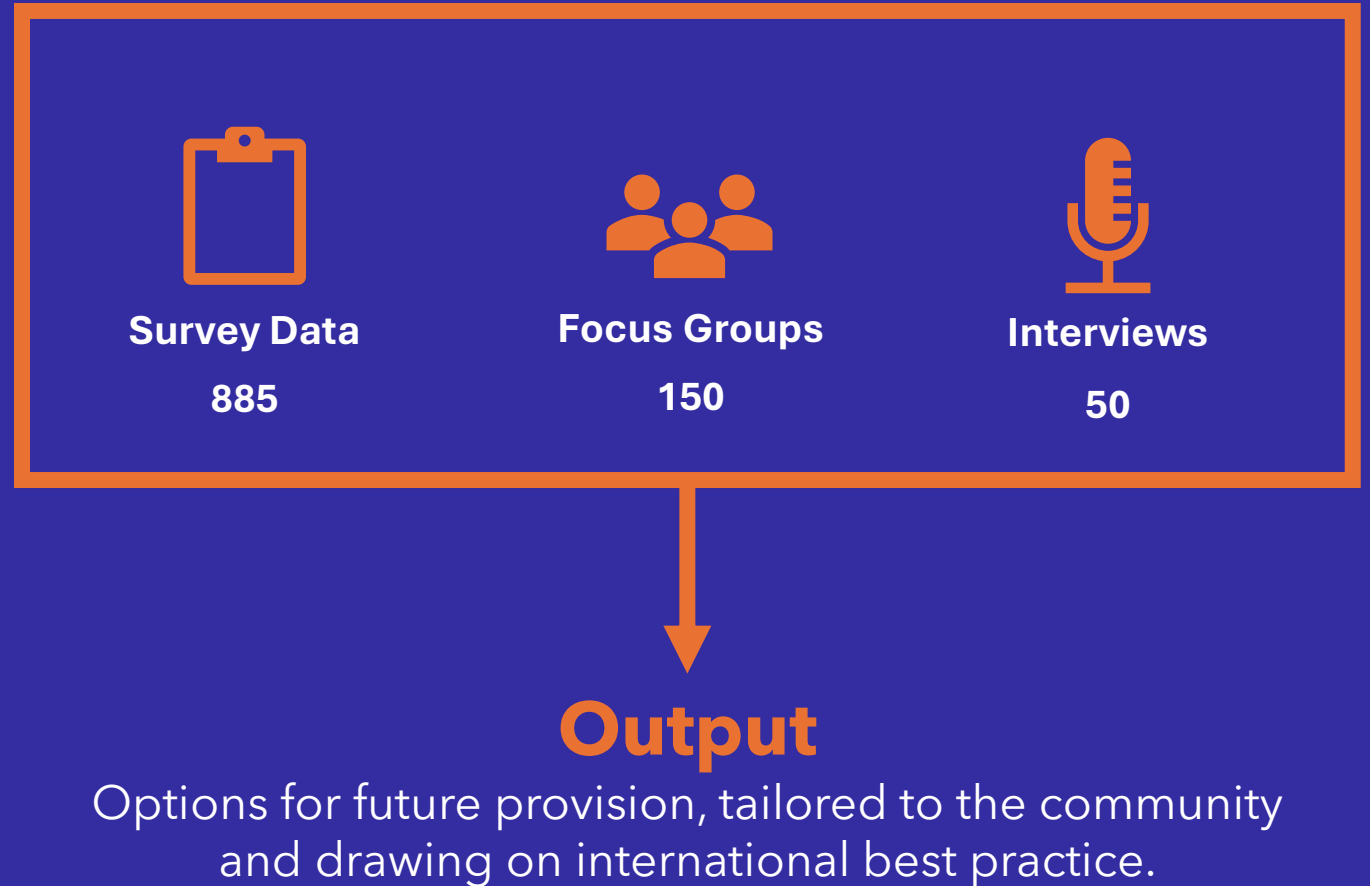
**Michael Wakelin**

Fmr Head of Religion  
BBC

# We spoke to 1000+ people

- What is the current faith and belief provision?
- What else is needed?
- How could those needs be met?

Page 13



# Focus Groups and interviews

Focus groups in-person and online

Hosted by businesses, including Amazon, Schroders, Macfarlanes and HSF.

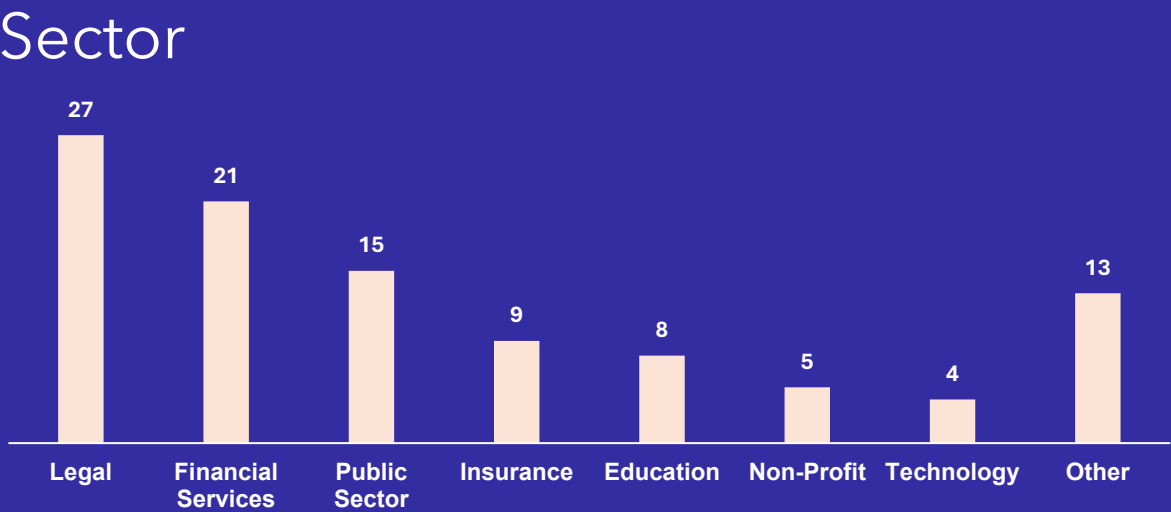
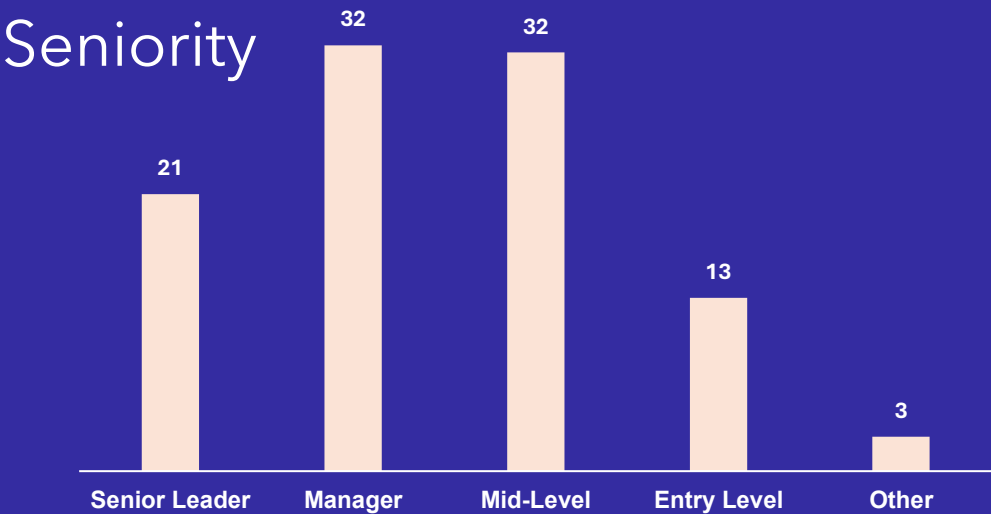
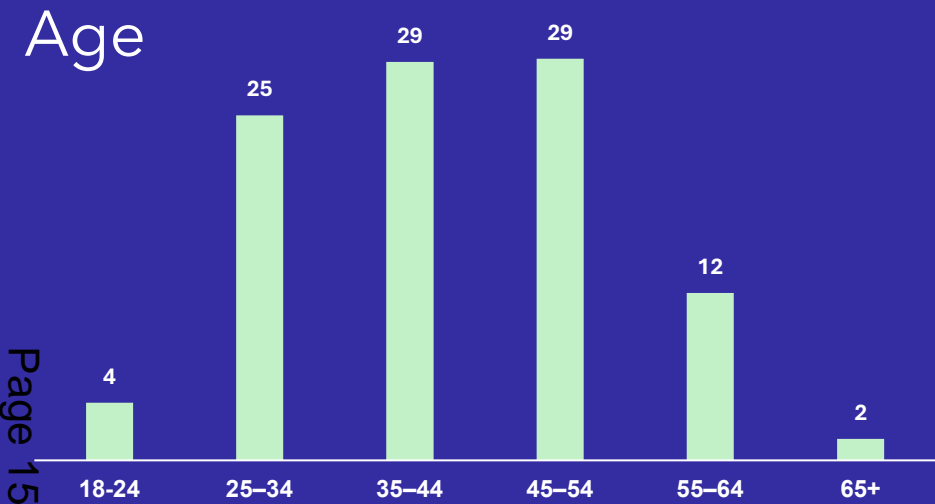
Page 14

- 2 x HR/EDI leaders
- 2 x Christian
- 2 x Muslim
- 2 x Dharmic (Hindu, Sikh, Jain, Buddhist)
- 2 x Jewish
- Barts Hospital Staff
- Individual businesses

50 in-depth interviews with key stakeholders

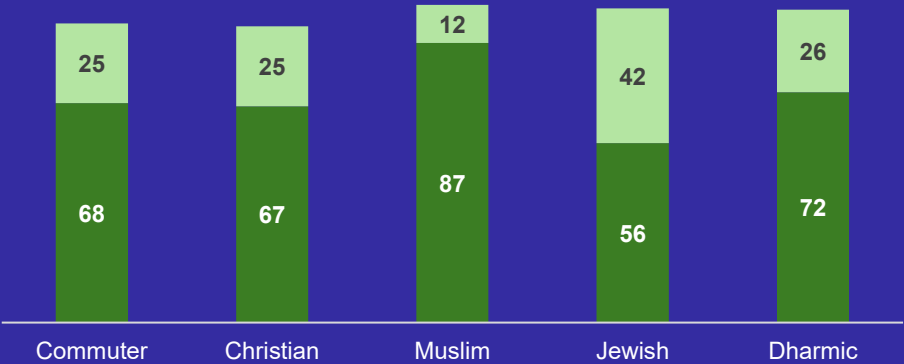


# Snapshot of commuters

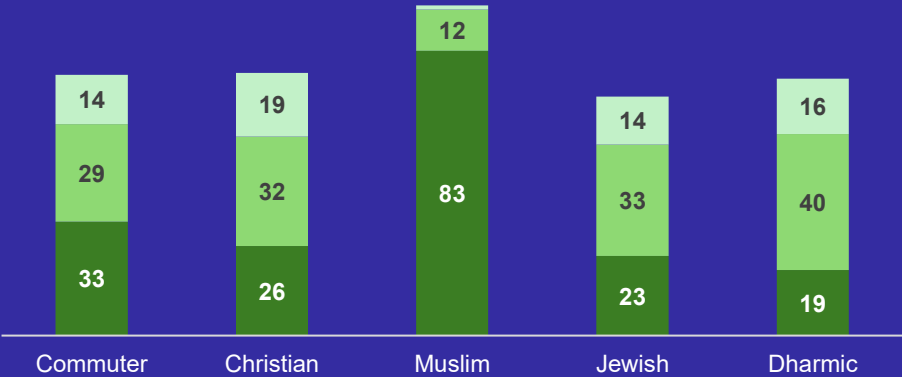


# Commuters of faith

Faith **very** or **somewhat** important to my daily life

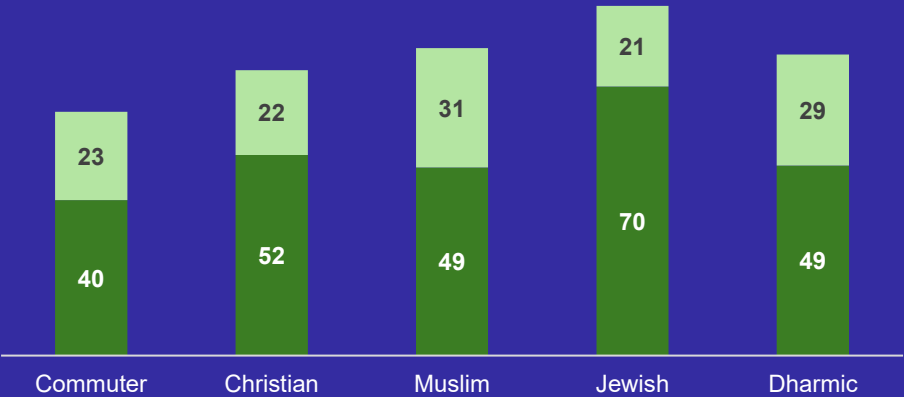


Practice **multiple times per day, per week** and **weekly**




Page 16

**Very much** or **somewhat** feel part of faith community where I live



**Very much** or **somewhat** feel part of faith community in the City

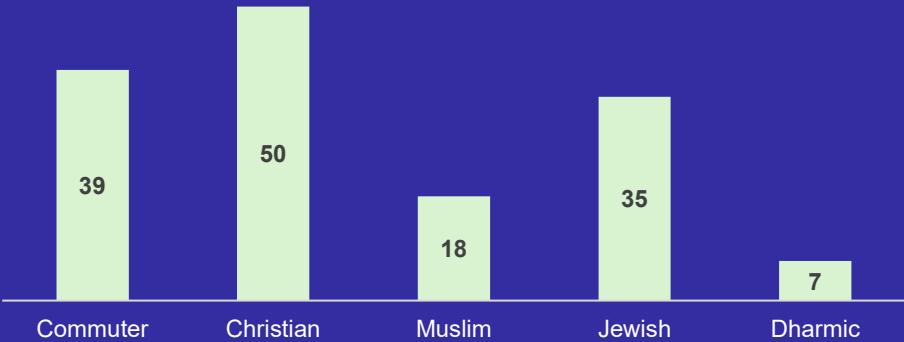




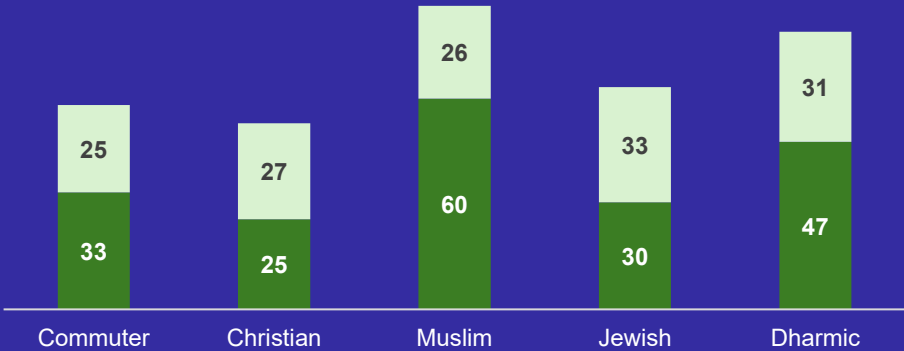
# The faith commute

Can do all my faith activities in the Square Mile

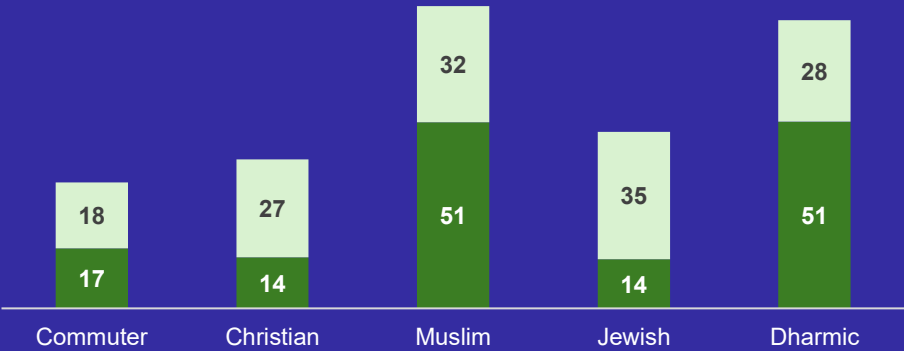
Page 17



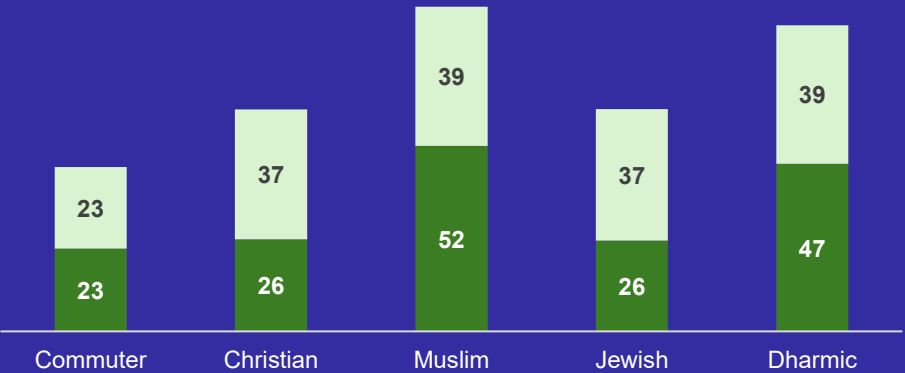
**Very** or **somewhat** supportive of centre serving multiple belief needs



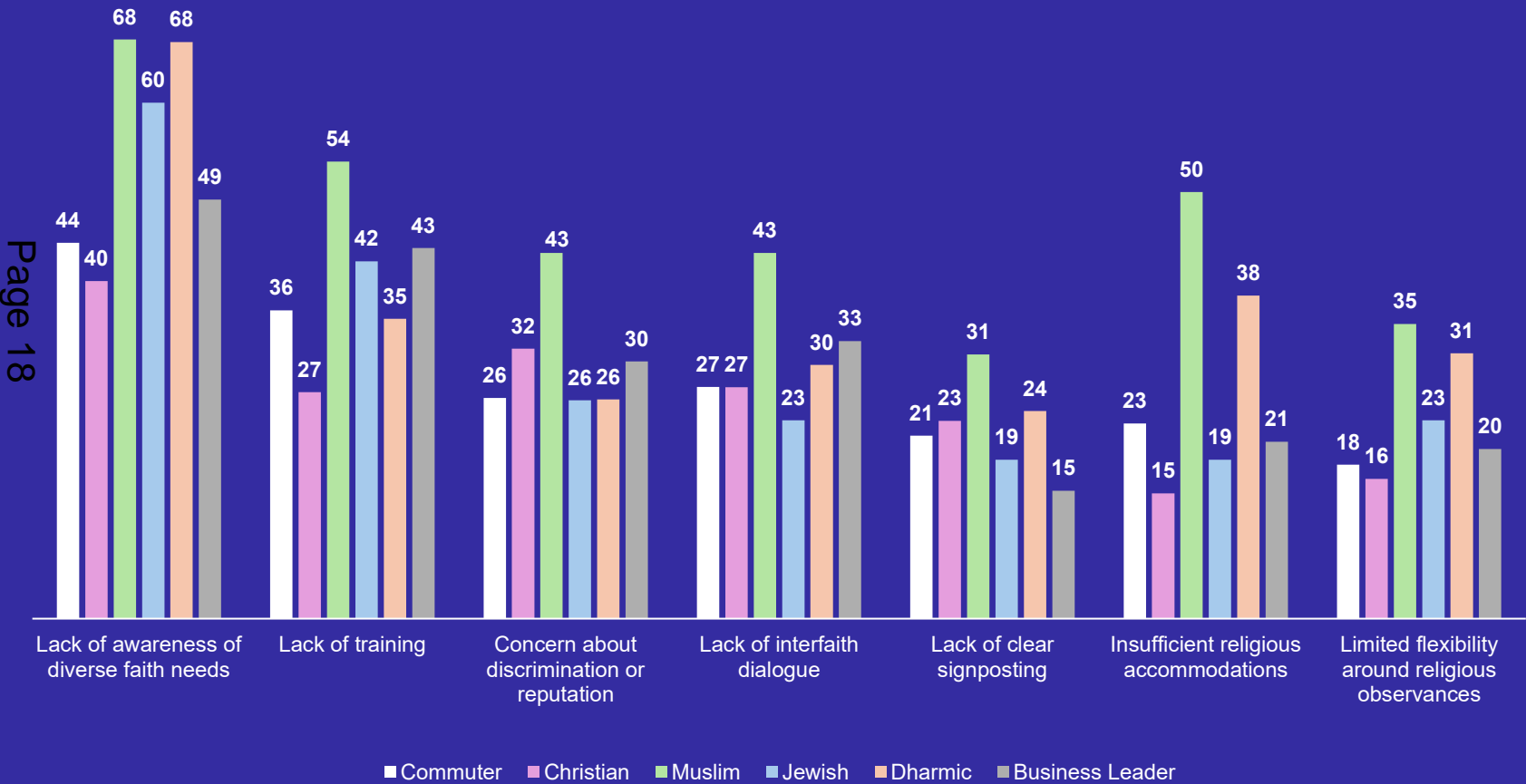
**Very** or **somewhat** more likely to spend time in the City with greater faith support **(Modelled: 115k)**



**Very** or **somewhat** likely to use City support service for my faith **(Modelled: 156k)**



# Faith in the workplace



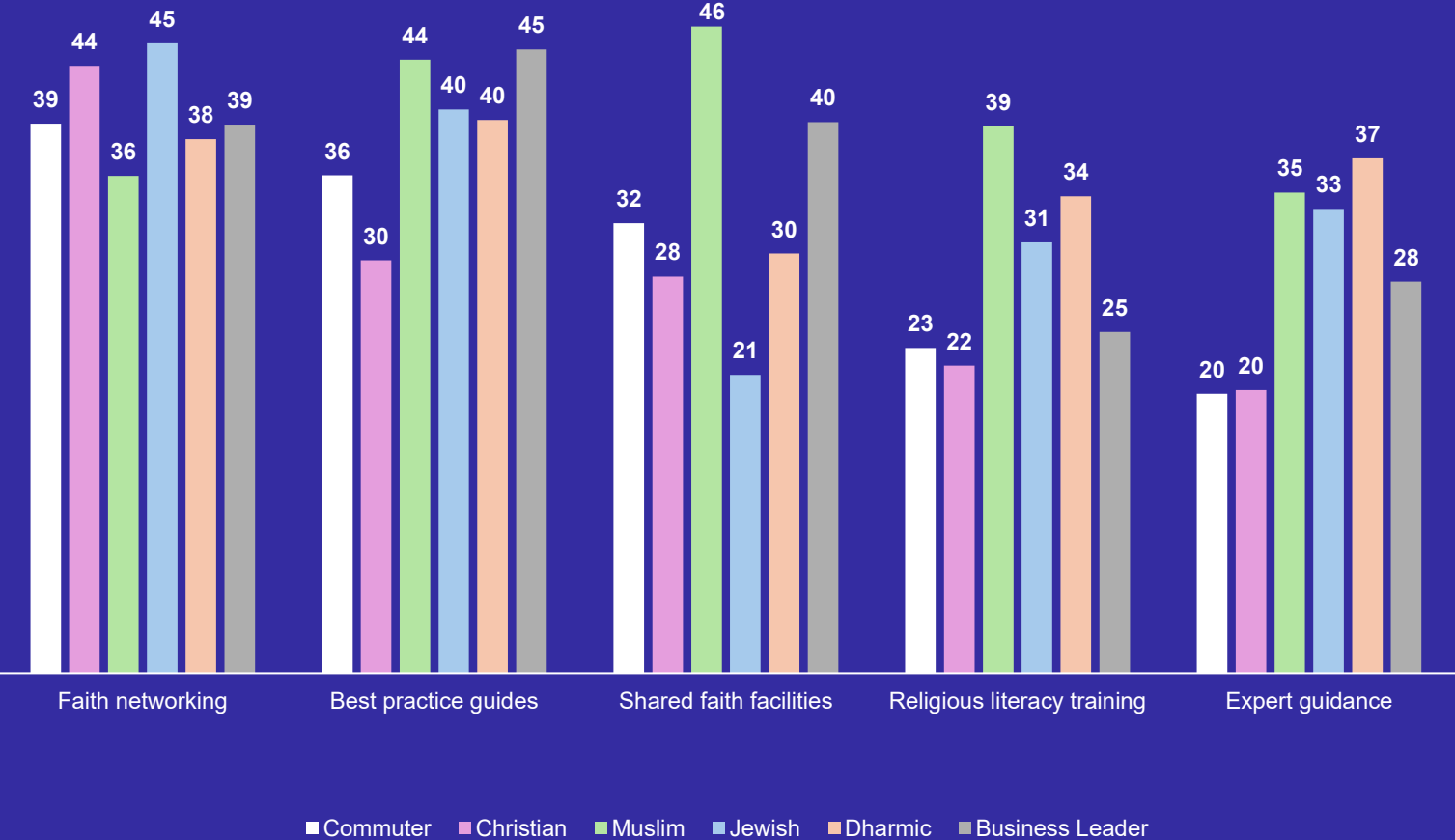
The burden of explaining my needs falls on me, which **makes me feel guilty**. We need proactive education of religious differences and considerations.

**I feel uncomfortable** mentioning my fasting or prayer needs at work because it's not understood.

There's lots of support for gender and sexuality, but none for faith. **We're invisible.**

# Faith support needs (top 3)

Page 19



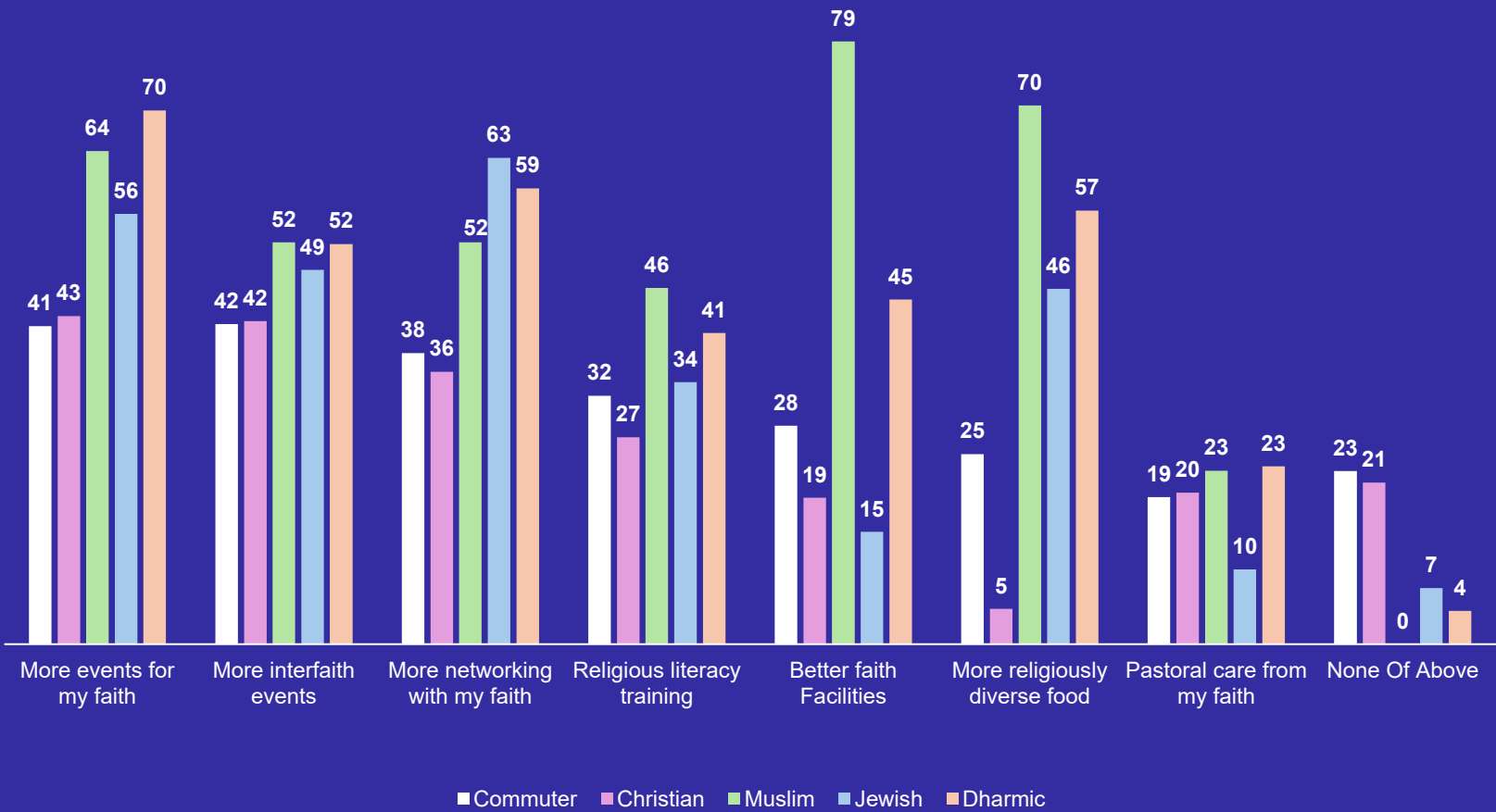
Work events are usually pubs and bars, which I feel uncomfortable attending. So **I miss out on networking.**

We need more opportunities to have conversations facilitated on faith that are **guided by experts.**

With a centre staffed by an expert set of chaplains, the City would have a **centre of resilience** for unforeseen circumstances.

# Towards a faith-friendly City

Page 20



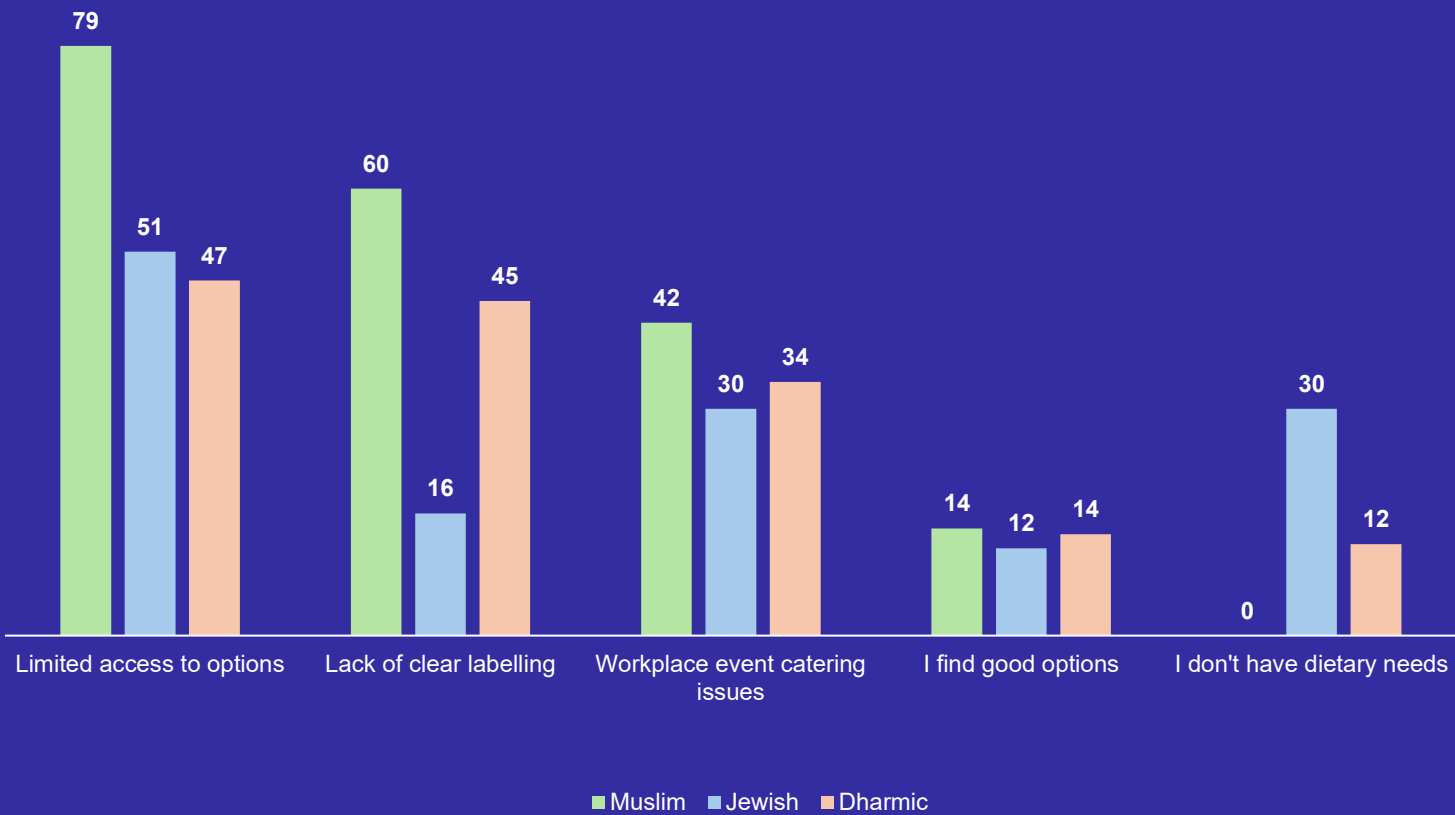
I often have to **pray in a stairwell** or an unused meeting room because there's no prayer space available.

When I saw there was a Hindu network at my business, I decided to accept the job because **they accepted my whole self.**

**Religious literacy** flowing through the veins of all the businesses would be fantastic.

# Catering for dietary needs

Page 21

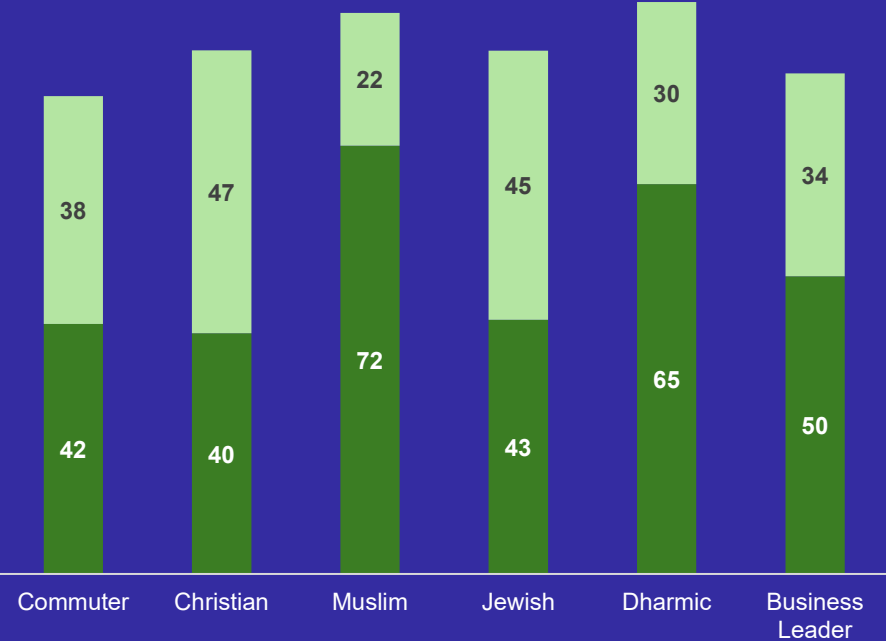


[There is] **very little kosher food** provision in the City of London.

Lack of openness to advertise halal food because of **reaction from racists**.

# Importance of “Faith in the City”

**Very** or **somewhat** important that the City Corporation understand and provide for the faith needs of the Square Mile.



The fact that the City of London is prioritising this project is a **very positive step to creating a business culture which recognises the importance of religion** in people’s lives and how this benefits all, both in the Square Mile and beyond.

*Cardinal Vincent Nichols  
Head of the Roman Catholic Church in England & Wales*

What a marvellous ambition!  
Really grateful to the City of London for doing this. Be bold, be courageous.

# Learning from across the country

Page 23



**University of Surrey's  
Religious Life and  
Belief Centre**




**Canary Wharf  
Chaplaincy**



**London 2012 Olympic  
Games  
Chaplaincy**

# And across the world



**Interfaith Centre  
New York**



**House of One  
Berlin**



**Abrahamic Family  
House  
Abu Dhabi**



# The Canary Wharf model



Established in 2004

Provides pastoral care to workers of all sectors

5 x part time multifaith chaplains

Maintains an office but visit businesses

Maintains estate-provided prayer spaces

Funded by 1p per sqm on commercial rent

# City Chaplaincy: Some principles



**No long-term funding** from the City Corporation

Develop small-scale **proof of concept**

Create bespoke model for **unique City business context** – that firms subscribe to

Pursue funding from **foundations and benefactors**

World-leading model, positioning the City as a **thought leader and trailblazer**

Institutional support from City Corporation through its **convening power** and functions

Lean on **high profile supporters** – Faith Minister Lord Khan, Sadiq Khan, Vatican, Lambeth Palace, etc.

# Proof of concept



Page 27

**“Centre without walls”** for the first three years – creating a *Deliveroo*-style mobile chaplaincy service based out of City premises – providing consultancy and pastoral care.

Recruit **top calibre chaplains from the four world religions**, with deep understanding of the City’s professional environment.

Promote **religious literacy** within City workplaces, developing and piloting **accreditation scheme**.

Support regular **flagship events** celebrating faith communities and key festivals.

Seed money and then **self-funding subscription** model.

Deliver services with no long-term commitment.



# Support from City Corporation

Page 28



Become **approved City Corporation project** – authority, covening power and networks

Support for **temporary space** for Centre Without Walls – e.g. Guildhall Library redevelopment or cultural spaces

Establishment of Faith in the City **Advisory Group** with key local and national leaders

Support for long-term vision through **planning and development** process

Create a **model for delivering services** for City workers with businesses at no direct cost – for benefit of whole community



Option	Commuter	Faith Commuter	Non-Christian	Christian Commuter	Muslim Commuter	Jewish Commuter	Dharmic Commuter	Resident
Count	450	384	210	177	84	43	74	127
%	%	%	%	%	%	%	%	%

What is your age group?								
18-24	4.1	4.6	6.8	2.8	13.1	4.7	2.7	5.2
25-34	24.8	20.3	22.4	19.8	32.1	14.0	9.5	5.1
35-44	28.6	26.5	36.5	20.3	34.5	27.9	48.6	13.3
45-54	28.9	28.9	24.3	32.2	16.7	25.6	24.3	18.8
55-64	12.0	16.9	9.1	20.9	3.6	23.3	13.5	15.0
65+	1.6	2.8	0.8	4.0	0.0	4.7	1.4	42.7

What is your gender?								
Female	58.6	55.3	52.6	55.7	56.0	53.5	50.0	48.7
Male	40.6	44.5	46.9	44.3	42.9	46.5	50.0	50.5
Non-binary	0.9	0.2	0.5	0.0	1.2	0.0	0.0	0.8

What is your ethnicity?								
Arab	1.9	1.9	4.6	0.0	10.8	0.0	0.0	5.2
Asian / Asian British	22.3	29.1	65.2	3.4	83.1	0.0	95.9	13.1
Black / African / Caribbean / Black British	6.7	8.6	1.5	12.6	3.6	0.0	0.0	2.7
Hispanic / Latinx	0.8	1.4	0.0	2.3	0.0	0.0	0.0	0.8
Jewish	0.8	1.5	3.5	0.0	0.0	40.5	0.0	1.5
Mixed Ethnicity	0.7	1.3	0.5	1.7	1.2	0.0	0.0	0.8
White	66.8	56.2	24.6	79.9	1.2	59.5	4.1	75.9

Were you born in the UK?								
Yes	67.8	68.7	64.0	71.8	69.0	81.4	40.5	76.4
No - moved to the uk more than 10 years ago	20.8	22.2	21.9	20.9	17.9	9.3	44.6	14.5
No - moved to the uk in the past 10 years	11.4	9.1	14.2	7.3	13.1	9.3	14.9	9.1

On average, how often do you travel into the City?								
I live here	0.0	0.0	0.0	0.0	0.0	0.0	0.0	100.0
1 day a week	6.7	6.0	6.9	5.1	7.1	7.0	10.8	0.0
2 days a week	17.7	21.9	20.2	23.7	19.0	18.6	18.9	0.0
3 days a week	38.0	34.1	37.8	31.6	39.3	48.8	35.1	0.0
4 days a week	16.9	18.3	16.8	18.1	17.9	16.3	16.2	0.0
5 days a week	18.2	16.7	17.1	17.5	16.7	9.3	14.9	0.0
6-7 days a week	2.6	3.0	1.2	4.0	0.0	0.0	4.1	0.0

What is your primary connection to the City of London?								
I live here	0.0	0.0	0.0	0.0	0.0	0.0	0.0	90.5
I live here and am employed by a city workplace	0.0	0.0	0.0	0.0	0.0	0.0	0.0	9.5
My workplace is here (including hybrid and part-time work)	100.0	100.0	100.0	100.0	100.0	100.0	100.0	0.0

Do you identify with a particular faith / belief system?								
--	--	--	--	--	--	--	--	--

Yes	59.0	100.0	100.0	100.0	100.0	100.0	100.0	51.2
No	41.0	0.0	0.0	0.0	0.0	0.0	0.0	48.8

<b>What is your faith or belief?</b>								
Christian (including Church of England, Catholic, Protestant and all other Christian denominations)	58.3	62.7	0.0	100.0	0.0	0.0	0.0	74.5
Muslim	16.7	17.5	42.3	0.0	100.0	0.0	0.0	12.8
Jewish	3.3	3.6	8.8	0.0	0.0	100.0	0.0	4.3
Hindu	2.2	2.4	5.7	0.0	0.0	0.0	18.9	0.6
Sikh	2.6	2.9	7.0	0.0	0.0	0.0	23.0	0.2
Buddhist	0.3	0.3	0.8	0.0	0.0	0.0	2.7	0.2
Jain	6.5	6.9	16.8	0.0	0.0	0.0	55.4	7.5
No Religion	5.0	0.0	9.9	0.0	0.0	0.0	0.0	0.0
Other	5.0	3.6	8.8	0.0	0.0	0.0	0.0	0.0

<b>What is your employment status?</b>								
Full-Time	90.9	86.5	89.8	83.1	92.9	74.4	94.6	42.6
Part-Time	6.2	9.6	3.4	13.0	4.8	11.6	1.4	4.6
Self-Employed	1.9	2.0	3.9	2.8	0.0	7.0	0.0	6.0
Freelance / Contract Worker	0.7	1.3	2.3	0.6	1.2	7.0	4.1	9.1
Unemployed / Retired	0.0	0.0	0.0	0.0	0.0	0.0	0.0	30.2
Student	0.0	0.0	0.0	0.0	0.0	0.0	0.0	0.1
Other	0.3	0.6	0.5	0.6	1.2	0.0	0.0	7.2

Which sector do you work in?							
Accounting & Professional Services	2.4	4.3	4.4	4.1	4.8	12.5	4.1
Charity Or Non-Profit	4.8	5.9	1.3	8.7	2.4	2.5	0.0
Education & Research	7.5	3.9	3.4	4.1	2.4	0.0	2.7
Financial Services	20.8	27.6	24.2	28.5	22.6	25.0	33.8
Healthcare	2.3	2.2	2.7	1.7	1.2	5.0	5.4
Hospitality & Retail	1.6	1.5	2.0	1.2	1.2	2.5	4.1
Insurance	8.8	9.0	4.3	11.6	3.6	7.5	6.8
Legal Services	26.5	24.4	27.8	25.6	20.2	35.0	9.5
Management Consulting	1.0	1.9	1.9	1.7	2.4	0.0	2.7
Media & Communications	1.5	1.4	2.5	0.6	4.8	0.0	1.4
Public Sector & Government	14.8	9.8	9.8	9.3	13.1	7.5	10.8
Recruiting & Hr Services	0.6	0.7	0.0	1.2	0.0	0.0	0.0
Technology & Fintech	3.7	5.2	11.9	0.6	17.9	2.5	12.2
Transportation & Infrastructure	3.5	2.2	3.7	1.2	3.6	0.0	6.8

What is your level of seniority?							
Senior Leadership	20.8	27.6	18.8	31.6	13.1	32.6	29.7
Manager	32.0	28.0	34.0	26.6	25.0	41.9	33.8
Mid-Level	31.5	30.0	32.1	28.8	36.9	14.0	29.7
Entry-Level	13.0	11.3	12.9	9.6	22.6	11.6	2.7
Intern	0.1	0.2	0.4	0.0	0.0	0.0	1.4
Other	2.5	2.9	1.8	3.4	2.4	0.0	2.7

<b>Do you have direct responsibility for the welfare of your colleagues and the policies that affect them, such as CEO / COO, in HR, EDI or equivalent position?</b>							
Yes	23.3	24.2	21.7	24.3	15.5	27.9	32.4
No	74.0	73.5	75.4	74.0	84.5	69.8	63.5
Other	2.8	2.3	2.9	1.7	0.0	2.3	4.1

<b>What is the size of your organisation's workforce in the City of London?</b>							
1-9	3.8	5.5	1.7	7.7	2.5	2.4	1.4
10-49	2.8	3.7	3.5	3.6	1.3	4.8	8.3
50-249	9.1	13.7	11.5	14.3	6.3	21.4	18.1
250-999	44.1	38.7	36.3	42.3	30.0	31.0	22.2
1000+	40.1	38.4	47.1	32.1	60.0	40.5	50.0

<b>How frequently do colleagues raise faith / belief related issues or concerns with you?</b>							
Frequently	3.9	5.8	5.4	5.6	8.3	7.0	4.1
Occasionally	17.3	21.1	22.7	18.6	22.6	34.9	18.9
Rarely	41.2	43.2	40.2	44.6	44.0	41.9	43.2
Never	37.6	29.9	31.8	31.1	25.0	16.3	33.8

<b>Do you know who to contact within your organisation if you have faith / belief related needs or concerns?</b>							
Yes	54.3	51.0	52.8	50.8	47.6	76.7	44.6
No	29.4	34.0	32.3	35.0	29.8	14.0	40.5
Not sure	16.3	15.0	14.9	14.1	22.6	9.3	14.9

<b>How comfortable do you feel discussing your need for time off for religious observances with your manager?</b>							
Very comfortable	48.7	48.4	43.9	52.3	41.7	60.0	44.3
Somewhat comfortable	35.8	33.8	39.1	30.3	44.0	27.5	34.3
Uncomfortable	15.5	17.8	17.1	17.4	14.3	12.5	21.4

<b>How important is faith / belief to you in your daily life?</b>							
Very important	68.3	70.2	71.0	67.2	86.9	55.8	71.6
Somewhat important	24.8	24.2	24.2	24.9	11.9	41.9	25.7
Not very important	4.7	4.5	1.5	6.2	1.2	2.3	2.7
Not at all important	2.2	1.1	3.3	1.7	0.0	0.0	0.0

<b>Approximately how often do you participate in faith / belief activities?</b>							
Multiple times a day	33.3	35.6	46.4	26.2	83.1	23.3	19.1
A few times a week	28.5	28.2	19.5	32.0	12.0	32.6	39.7
Once a week	14.3	15.6	9.4	18.6	1.2	14.0	16.2
Once a month	7.2	7.5	5.7	8.1	0.0	11.6	5.9
A few times a year	10.0	10.1	6.8	11.6	1.2	18.6	16.2
Not at all	6.6	3.0	12.1	3.5	2.4	0.0	2.9

<b>Do you feel part of a faith / belief community in the area where you live?</b>								
Yes, very much	40.4	52.3	49.1	52.0	48.8	69.8	49.3	43.5
Somewhat	22.8	24.5	30.3	22.0	31.0	20.9	28.8	17.2
Not really	19.7	16.8	17.4	17.9	19.0	4.7	15.1	9.8
Not at all	17.1	6.4	3.2	8.1	1.2	4.7	6.8	29.6

<b>Do you feel part of a faith / belief community in the City?</b>								
Yes, very much	8.8	10.9	2.3	15.9	1.2	4.8	4.1	40.1
Somewhat	17.6	18.1	15.7	18.8	19.0	23.8	15.1	20.7
Not really	37.3	42.5	48.9	38.8	54.8	40.5	42.5	20.3
Not at all	36.4	28.5	33.2	26.5	25.0	31.0	38.4	18.9

<b>outside of the City because you cannot do them in the Square Mile?</b>								
No, I can do all my faith / belief activities in the Square Mile	39.5	37.4	20.7	50.3	17.9	34.9	6.8	57.1
Yes, There are faith or belief-based activities I cannot do in the Square Mile	17.1	29.2	44.1	17.5	39.3	37.2	70.3	18.8
Unsure	43.4	33.4	35.2	32.2	42.9	27.9	23.0	24.1

<b>Would you be more likely to spend time in the Square Mile if there were greater support services for people of your faith / belief?</b>								
Very likely	16.5	25.4	39.6	14.1	51.3	13.5	51.5	18.0
Somewhat likely	18.2	27.2	28.2	27.0	32.1	35.1	27.9	10.6
No more likely	65.3	47.4	32.2	58.9	16.7	51.4	20.6	71.5

<b>If there was a centre serving multiple faith / belief needs in the City, how supportive of it would you be?</b>								
Very supportive	33.0	35.2	46.5	25.4	59.5	30.2	47.3	15.0
Somewhat supportive	24.7	26.7	23.3	27.1	26.2	32.6	31.1	17.1
Neutral	29.9	26.7	23.1	31.6	10.7	25.6	17.6	24.2
Somewhat unsupportive	5.3	5.4	4.4	7.9	1.2	7.0	0.0	1.7
Not supportive at all	7.1	6.1	2.6	7.9	2.4	4.7	4.1	42.0

<b>tradition in the City, including activities, events and spiritual leadership / chaplaincy, how likely would you be to use this service?</b>								
Very likely	23.3	33.5	41.6	26.0	52.4	25.6	47.3	18.3
Likely	23.1	37.4	34.7	36.7	39.3	37.2	39.2	16.8
Neutral / Indifferent	26.5	20.3	13.8	25.4	4.8	30.2	9.5	27.4
Unlikely	27.1	8.8	10.0	11.9	3.6	7.0	4.1	37.4

<b>of the 'Faith in the City' programme, how important do you believe it is that the City of London Corporation better understand and provide for the faith / belief needs of the Square Mile?</b>								
--	--	--	--	--	--	--	--	--



Very important	41.8	49.3	59.9	40.2	71.6	42.5	65.2	31.2
Somewhat important	38.1	40.2	29.8	47.3	22.2	45.0	30.4	14.3
Somewhat unimportant	9.9	6.7	3.7	8.3	4.9	12.5	1.4	13.5
Very unimportant	10.2	3.8	6.6	4.1	1.2	0.0	2.9	41.1

<b>How does your organisation currently support employees' faith / belief needs?</b>								
Chaplaincy or faith based welfare or wellbeing services	10.3	10.8	8.8	11.4	9.5	4.9	9.6	
Cultural staff networks but not specifically for faith	36.3	35.2	39.9	34.1	33.3	29.3	45.2	
Dedicated multifaith staff network or ERG	38.6	36.2	36.2	35.9	39.3	17.1	34.2	
Other	11.6	12.0	6.6	15.0	4.8	7.3	8.2	
Religious observance accommodations	48.2	48.0	49.1	48.5	52.4	63.4	34.2	
Staff networks for individual faiths	32.0	33.3	38.1	29.9	41.7	51.2	27.4	

<b>communities for members of the following faiths at your workplace?</b>								
Buddhist	1.9	3.4	5.7	1.7	4.8	4.8	10.8	
Christian	29.8	34.2	30.2	34.7	33.3	40.5	27.0	
Hindu	12.0	14.4	22.6	10.2	19.0	21.4	31.1	
Jain	2.4	4.0	8.9	0.6	1.2	7.1	25.7	
Jewish	21.6	25.1	33.7	19.9	39.3	50.0	21.6	
Muslim	33.3	35.9	46.9	28.4	60.7	47.6	31.1	
No Networks	36.6	37.8	32.6	40.9	29.8	45.2	32.4	
Other	2.0	0.9	0.4	1.1	0.0	0.0	1.4	
Sikh	8.0	11.3	18.6	5.7	20.2	16.7	28.4	
Unknown	23.9	17.7	17.7	18.8	15.5	4.8	14.9	

<b>What challenges do you believe your colleagues face regarding faith / belief needs at work? (Select all that apply)</b>								
Concerns about discrimination or reputational risk	25.9	32.1	34.0	31.6	42.9	25.6	25.7	
Insufficient religious accommodations	22.9	24.0	36.9	14.7	50.0	18.6	37.8	
Lack of awareness about diverse faith or belief needs	44.0	47.3	56.3	39.5	67.9	60.5	67.6	
Lack of clear signposting	21.4	24.3	24.3	23.2	31.0	18.6	24.3	
Lack of interfaith dialogue opportunities	27.1	29.7	31.7	27.1	42.9	23.3	29.7	
Lack of training	36.1	33.2	41.2	26.6	53.6	41.9	35.1	
Limited flexibility around religious observances	18.0	21.7	28.4	16.4	34.5	23.3	31.1	
None	28.7	24.2	16.3	28.2	9.5	23.3	17.6	
Other	4.7	4.3	5.3	5.6	2.4	9.3	0.0	

<b>What does your organisation require to better support faith / belief wellbeing, pastoral and / or chaplaincy support? (Choose up to 3)</b>								
Access to expert guidance	20.1	25.3	30.1	20.3	34.5	33.3	37.0	
Access to shared faith facilities	32.3	31.8	33.6	28.5	46.4	21.4	30.1	
Best practice guides	35.8	34.0	37.1	29.7	44.0	40.5	39.7	
Networking for faith groups	39.5	40.6	35.4	43.6	35.7	45.2	38.4	
Other	12.5	10.2	9.5	12.2	4.8	11.9	5.5	
Religious literacy training	23.4	26.8	34.5	22.1	39.3	31.0	34.2	

Are you a member of any staff networks at your workplace related to the following?							
Disability	18.3	13.4	19.9	14.2	8.2	19.4	2.6
Early Careers	11.8	12.4	11.8	11.5	19.7	12.9	7.7
Ethnic Minorities	30.9	36.3	38.6	31.0	52.5	29.0	53.8
Faith	30.5	45.3	42.7	42.5	62.3	61.3	30.8
Lgbtqia	31.8	19.4	12.7	25.7	4.9	19.4	7.7
Mental Health	20.9	17.9	16.8	16.8	11.5	29.0	20.5
Neurodiversity	24.4	15.7	16.7	16.8	6.6	16.1	23.1
None	0.0	0.0	0.0	0.0	0.0	0.0	0.0
Other	6.6	5.6	2.7	7.1	3.3	6.5	2.6
Parents Carers	19.7	15.8	13.4	15.9	18.0	19.4	15.4
Socioeconomic Diversity	18.2	13.0	10.8	13.3	11.5	16.1	17.9
Veterans	4.5	5.8	0.7	8.8	1.6	0.0	0.0
Women	52.9	47.4	39.8	51.3	41.0	38.7	56.4

What would make the City of London a more supportive environment for you and your faith / belief needs? (Select all that apply)							
Access to support and pastoral	19.2	19.8	17.9	19.7	22.6	9.8	23.2
Greater ability to network with people from my tradition	38.0	42.8	48.3	35.5	52.4	63.4	59.4
Improved access to faith facilities	28.5	33.5	49.8	19.1	78.6	14.6	44.9
Increased interfaith events	41.7	45.2	44.8	42.1	52.4	48.8	52.2
More religious events	41.4	50.6	56.0	42.8	64.3	56.1	69.6
More religiously diverse food options	24.8	26.5	53.9	4.6	70.2	46.3	56.5
None of above	22.6	13.6	12.4	21.1	0.0	7.3	4.3
Other	3.6	2.3	2.4	2.0	0.0	4.9	1.4
Support for training	32.4	33.5	39.0	27.0	46.4	34.1	40.6

If you have specific dietary needs, what challenges do you or others face regarding these in the City?							
Catering at workplace does not consider diverse needs	10.8	13.3	30.5	1.1	41.7	30.2	33.8
Difficulty accessing food	6.7	10.2	22.1	1.7	22.6	9.3	33.8
I do not have specific dietary needs	62.0	58.3	14.0	85.9	0.0	30.2	12.2
I find good options	14.4	12.3	19.2	11.3	14.3	11.6	13.5
Lack of clear labelling	13.4	17.7	40.1	1.7	59.5	16.3	44.6
Limited access	16.9	22.5	53.5	0.6	78.6	51.2	47.3

By virtue of paragraph(s) 3 of Part 1 of Schedule 12A  
of the Local Government Act 1972.

Document is Restricted

This page is intentionally left blank

By virtue of paragraph(s) 3 of Part 1 of Schedule 12A  
of the Local Government Act 1972.

Document is Restricted

This page is intentionally left blank

By virtue of paragraph(s) 3 of Part 1 of Schedule 12A  
of the Local Government Act 1972.

Document is Restricted

This page is intentionally left blank



Document is Restricted

This page is intentionally left blank

Document is Restricted

This page is intentionally left blank

Document is Restricted

This page is intentionally left blank

Document is Restricted

This page is intentionally left blank



Document is Restricted

This page is intentionally left blank